



RESEARCH ARTICLE

# Management of salinity stress in tomato (*Solanum lycopersicum* L.) through zinc nutrition

M Sangeetha<sup>1</sup>, K Indhumathi<sup>1\*</sup>, M Dhandapani<sup>2</sup>, R Parimaladevi<sup>3</sup>, A Anuratha<sup>4</sup>, C Bharathi<sup>5</sup> & M A Vennila<sup>1</sup>

<sup>1</sup>Indian Council of Agricultural Research (ICAR)-Krishi Vigyan Kendra, Tamil Nadu Agricultural University, Dharmapuri 636 809, Tamil Nadu, India

<sup>2</sup>Tamil Nadu Rice Research Institute, Aduthurai 612 101, Tamil Nadu, India

<sup>3</sup>Department of Renewable Energy, Tamil Nadu Agricultural University, Coimbatore 641 003, Tamil Nadu, India

<sup>4</sup>Agricultural College and Research Institute, Keezhvelur 611 105, Tamil Nadu, India

<sup>5</sup>Department of Agronomy, Tamil Nadu Agricultural University, Coimbatore 641 003, Tamil Nadu, India

\*Email: [indhumathi.k@tnau.ac.in](mailto:indhumathi.k@tnau.ac.in)



## ARTICLE HISTORY

Received: 25 December 2024

Accepted: 17 January 2025

Available online

Version 1.0 : 09 March 2025



## Additional information

**Peer review:** Publisher thanks Sectional Editor and the other anonymous reviewers for their contribution to the peer review of this work.

**Reprints & permissions information** is available at [https://horizonepublishing.com/journals/index.php/PST/open\\_access\\_policy](https://horizonepublishing.com/journals/index.php/PST/open_access_policy)

**Publisher's Note:** Horizon e-Publishing Group remains neutral with regard to jurisdictional claims in published maps and institutional affiliations.

**Indexing:** Plant Science Today, published by Horizon e-Publishing Group, is covered by Scopus, Web of Science, BIOSIS Previews, Clarivate Analytics, NAAS, UGC Care, etc See [https://horizonepublishing.com/journals/index.php/PST/indexing\\_abstracting](https://horizonepublishing.com/journals/index.php/PST/indexing_abstracting)

**Copyright:** © The Author(s). This is an open-access article distributed under the terms of the Creative Commons Attribution License, which permits unrestricted use, distribution and reproduction in any medium, provided the original author and source are credited (<https://creativecommons.org/licenses/by/4.0/>)

## CITE THIS ARTICLE

Sangeetha M, Indhumathi K, Dhandapani M, Parimaladevi R, Anuratha A, Bharathi C, Vennila M A. Management of salinity stress in tomato (*Solanum lycopersicum* L.) through zinc nutrition. Plant Science Today (Early Access). <https://doi.org/10.14719/pst.6892>

## Abstract

Soil salinity is an essential threat to the productivity and quality of vegetable crops. Tomatoes are the major vegetable, and their response to salinity and salinity management strategies has been widely studied. However, the studies evaluating alleviation strategies at the field level are meagre. A field experiment was conducted to research zinc nutrition's effect on salinity stress alleviation in two tomato cultivars. The experiment consisted of two cultivars (PKM 1 and Sivam) and four levels of zinc application as ZnSO<sub>4</sub> (0, 25, 50 and 75 kg ha<sup>-1</sup>) with three replications. The growth, yield, physiological and biochemical parameters were recorded during harvest. Results showed that among the cultivars, Sivam recorded the higher plant height (87.9 cm), number of branches (11.2), dry-matter production (139.6 g plant<sup>-1</sup>), number of fruits (85.1) and fruit yield (83.2 t ha<sup>-1</sup>). Growth trends and yield attributes were observed under salinity stress with increasing zinc application levels. The highest fruit yield was recorded in Sivam and PKM 1 with ZnSO<sub>4</sub> application at the rate of 75 kg ha<sup>-1</sup>. Applying ZnSO<sub>4</sub> at the rate of 75 kg ha<sup>-1</sup> recorded higher fruit yields of 33.7 and 92.8 t ha<sup>-1</sup> in cultivars PKM 1 and Sivam, respectively. The percent increase in yield in cultivar PKM 1 and Sivam over control was 27.1 and 27.8, respectively. Nutrient availability and uptake increased with ZnSO<sub>4</sub> application and was the highest at 75 kg ha<sup>-1</sup>. Physiological parameters viz. leaf area, specific leaf area, total chlorophyll content, membrane stability index, and chlorophyll stability index were improved with ZnSO<sub>4</sub> application. Proline content was not affected by the ZnSO<sub>4</sub> application. The activity of catalase and superoxide dismutase was increased by applying ZnSO<sub>4</sub>. The correlation of ZnSO<sub>4</sub> application with the growth, yield, physiological and biochemical parameters shows that zinc sulphate application positively affects all the factors affected by soil salinity. Hence, applying ZnSO<sub>4</sub> at the rate of 75 kg ha<sup>-1</sup> can be compulsorily recommended for tomato growers of the region to overcome zinc deficiency and boost the fruit yield under saline conditions.

## Keywords

cultivars; growth; soil salinity; tomato; zinc nutrition

## Introduction

Tomato (*Solanum lycopersicum* L.) is an important vegetable crop and is an inevitable part of various culinary traditions. Its global and national demand for fresh and processed forms is always at considerable quantity compara-

tively. The area affected by salt is increasing due to various reasons. In India, the area under salt-affected soils is 67.4 lakh hectares, of which 29.5 hectares are saline soils and 37.9 lakh are sodic soils (1). In line with the global and national situation, the number of areas in Tamil Nadu affected by salt is increasing. The area under salt-affected soils is about 3.68 lakh hectares in Tamil Nadu, including 0.13 lakh hectares under sodicity (2). In Krishnagiri and Dharmapuri districts, due to inherent soil salinity, the carbonates and bicarbonate accumulation in topsoil owing to capillary movement induced by soil evaporation causes severe zinc deficiency in tomatoes and causes yield reduction. Zinc is essential for normal vegetative growth, synchronous flowering and fruit maturity in tomatoes. Zinc deficiency causes substantial yield reduction in tomatoes, causing reduced income generation for farmers.

Research indicates the deleterious effect of salt stress on tomatoes regarding growth characteristics and productivity (3-8). The physiological effects are crucial as they represent how a crop responds to stress. The photosynthetic rate, transpiration, relative water content, stomatal conductance, chlorophyll content, and nutrient uptake had a negative impact due to salt stress in tomatoes (4, 5). Biochemical characteristics such as proline accumulation, flavonoids, polyphenol oxides, and peroxide content are affected by salt stress in tomatoes (9, 10). Nutrient uptake is also greatly influenced by tomato salinity (11, 12). Understanding the effects of salt stress on tomato growth and quality is essential for optimizing crop production to meet demand (13).

It is essential to work out practical and user-friendly strategies for salinity management. The various strategies followed to manage the increasing salinity from affecting crop productivity are the application of organic amendments, choice of salt-tolerant crops and varieties, fertilizer application, irrigation method, and phytoremediation. Improving the microbial activity in soils through applications of organic manures, raising green manure crops, crop rotations with pulse crops followed by in situ ploughing, and minimum and zero tillage practices could be effectively followed to manage salinity stress. Applying micronutrients and bioinoculants, as well as practices like seed treatments and foliar applications, can quickly minimize the effects of salinity.

Micronutrients, particularly zinc application, are well known to mitigate salt stress. Zinc is necessary for root cell membrane integrity. It positively influences water nutrient uptake and reduces toxic ions ( $\text{Na}^+$  and  $\text{Cl}^-$ ), affecting plant growth and yield under saline conditions. The growth, physiological and biochemical characteristics were improved with zinc under salt stress (14, 15, 16). Membrane stability, pigment concentration, and presence of antioxidants show positive responses to zinc application (17, 18, 19). Applying zinc enhances relative water content, chlorophyll content and activities of the stress hormones (3). With this background, a field experiment was undertaken on tomatoes to study the practical utility of zinc fertilization in mitigating salt stress in terms of growth, yield, and quality.

## Materials and Methods

### Field experiment

A field experiment was conducted in the farmer's holding at Kooduthuraipatty village in the Krishnagiri district of Tamil Nadu. The experimental site is geographically located at  $12^{\circ}23'$  N latitude  $78^{\circ}35'$  E longitude at an altitude of 300 m above mean sea level. The region's mean average annual maximum and minimum temperature were  $31.5^{\circ}\text{C}$  and  $20.8^{\circ}\text{C}$ , respectively, and received a normal average yearly rainfall of 850 mm. The field was ploughed twice and levelled correctly. The initial soil samples were collected randomly from ten different places and mixed well, and a representative soil sample was taken using the quartering method. It was processed with a 2 mm sieve. The soil of the experimental site was reddish brown and belongs to sandy loam in texture. The processed soil sample was analyzed for pH and electrical conductivity (EC) with 1:2.5 soil water extract (20). The available nutrients such as nitrogen by alkaline permanganate method (21), phosphorus by 0.5 M  $\text{NaHCO}_3$  extractant (22), potassium and sodium by neutral normal ammonium acetate extractant (23) and zinc by diethylene triamine penta acetic acid extractant (24) were used for estimation. The field experiment consists of eight treatments which include two factors *viz.*, M-cultivars (M1-PKM 1, M2- Sivam) and T- zinc levels ( $T_1$ -control i.e., 0 kg  $\text{ZnSO}_4 \text{ ha}^{-1}$ ,  $T_2$ -25 kg  $\text{ZnSO}_4 \text{ ha}^{-1}$ ,  $T_3$ -50 kg  $\text{ZnSO}_4 \text{ ha}^{-1}$  and  $T_4$ -75 kg  $\text{ZnSO}_4 \text{ ha}^{-1}$ ) in factorial randomized block design with three replications. The treatments were imposed randomly in the field. Tomato seedlings were raised in pro trays and 35-day-old seedlings were transplanted by adopting the appropriate spacing of  $60 \times 45 \text{ cm}$ . The recommended dose of 200:250:250 kg NPK  $\text{ha}^{-1}$  and zinc sulphate was applied per the treatment schedule. The crop was maintained by adopting recommended crop production practices.

### Observation and sample analysis

At the time of harvest, growth parameters *viz.*, plant height, number of branches per plant, dry weight of the plant and yield attributes *viz.*, number of fruits  $\text{plant}^{-1}$ , fruit yield ( $\text{t ha}^{-1}$ ) were recorded. The physiological attributes such as leaf area, chlorophyll content, chlorophyll stability index and membrane stability index were analyzed (25-28). The biochemical characteristics such as catalase, superoxide dismutase and proline content were analyzed using the standard procedure (29-31). During analysis, the instruments were calibrated using the parameters' standards. Fruit samples were analyzed for quality parameters *viz.*, ascorbic acid using 2,4-dichlorophenol indophenol dye and total soluble solids by handheld refractometer (Abbe) (32). At the time of harvest, plant samples were collected and analyzed for the nutrient content of nitrogen by microkjeldahl method, phosphorus by vanadomolybdo phosphoric acid, potassium and sodium by flame photometry, zinc by atomic absorption spectroscopy (20, 24). The uptake of each nutrient was calculated using the nutrient content data. Post-harvest soil samples were collected, processed, and analyzed using the standard procedure to determine the available nutrient status.

## Statistical analysis

The data recorded on various growth and yield attributes were analyzed using the AGRES statistical software package (33). Critical differences were computed at a 5 % significance level, while treatments not showing significant differences were denoted as non-significant. Heat map analysis of various parameters was done by using the clustvis tool.

## Results and Discussion

### Growth attributes

The effect of treatments on the growth parameters of tomatoes under salinity stress is presented in Table 1. Results showed that the higher plant height (87.9 cm), number of branches per plant (11.2) and number of fruits per plant (85.1) were recorded in Sivam and the shorter plants (67.1 cm) and lower number of branches per plant (8.8) was recorded in PKM 1. Regarding the zinc levels, the plant height and number of branches per plant showed an increasing trend with increasing zinc levels. Significantly higher plant height (82.4 cm) and number of branches per plant (11.7) were recorded in plots supplied with  $\text{ZnSO}_4$  at the rate of 75 kg ha<sup>-1</sup> over the control. The interaction effect between the factors *viz.*, cultivars and zinc levels was non-significant. Among the cultivars and zinc levels, Sivam+ $\text{ZnSO}_4$  at the rate of 75 kg ha<sup>-1</sup> recorded higher plant height (92.6 cm) and number of branches per plant (13.3) and PKM 1+  $\text{ZnSO}_4$  at the rate of 0 kg ha<sup>-1</sup> recorded lower plant height (60.1 cm) and number of branches per plant (6.9). The incremental increase in zinc application resulted in increased growth parameters in tomatoes under salinity stress maintained under hydroponics (3). Applying zinc improves tryptophan biosynthesis, thereby increasing plant growth under salinity. Various reports have confirmed the positive effects of zinc on plant growth under salinity stress (14, 16, 34-36).

and was comparable with  $\text{ZnSO}_4$  at the rate of 50 kg ha<sup>-1</sup> (119.2 g plant<sup>-1</sup>). The lowest dry-matter production per plant (104.2 g plant<sup>-1</sup>) was recorded in control. The interaction effect between the factors *viz.*, cultivars and zinc levels was non-significant. The significant variation among the tomato genotypes in dry matter accumulation was reported (12). Similar findings of inheritance of salinity tolerance by the genotypes were recorded in tomato, curry leaf, basil, wheat, beetroot, lettuce, etc. (4, 5, 36-39).

### Yield attributes

The number of fruits per plant and fruit yield of tomato was significantly increased by both factors (Table 1). Among the cultivars, Sivam recorded the highest number of fruits per plant (85.1) and fruit yield (83.2 t ha<sup>-1</sup>). The lowest number of fruits per plant (56.8) and yield (30.2 t ha<sup>-1</sup>) were recorded in PKM 1. Increased zinc levels increased the number of fruits per plant and the fruit yield of tomatoes. Significantly, the highest number of fruits per plant (79.1) and fruit yield (63.3 t ha<sup>-1</sup>) were recorded in the treatment plot receiving  $\text{ZnSO}_4$  at the rate of 75 kg ha<sup>-1</sup> as against control (61.8 and 49.6 t ha<sup>-1</sup>). The interaction effect between the factors *viz.*, cultivars and zinc levels was non-significant. Among the treatment combinations, a maximum number of fruits per plant (95) and fruit yield (92.8 t ha<sup>-1</sup>) were recorded in treatment receiving Sivam +  $\text{ZnSO}_4$  at the rate of 75 kg ha<sup>-1</sup>. The minimum number of fruits per plant (48.5) and fruit yield (26.5 t ha<sup>-1</sup>) were observed in treatment receiving PKM 1 +  $\text{ZnSO}_4$  at the rate of 0 kg ha<sup>-1</sup>. Similar results were observed in basil, prosomillet and tomato (3, 16, 36). The reduced deleterious effects of salinity stress by applying zinc on growth and performance may have increased yield (3).

### Quality attributes

Quality parameters *viz.*, total soluble solids and ascorbic acid content were significantly higher in Sivam than PKM 1 (Fig. 1). application of zinc sulphate did not considerably

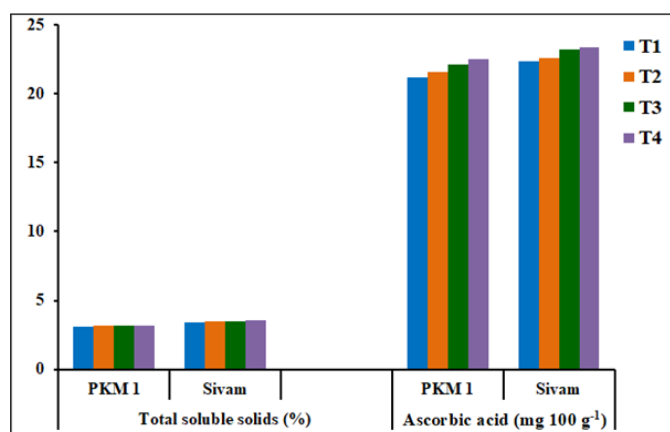
**Table 1.** Effect of cultivars and zinc levels on growth and yield attributes of tomato under salinity stress

Treatments	Plant height (cm)			Number of branches per plant			Dry matter production (g plant <sup>-1</sup> )			Number of fruits per plant			Fruit yield (t ha <sup>-1</sup> )		
	PKM 1	Sivam	Mean	PKM 1	Sivam	Mean	PKM 1	Sivam	Mean	PKM 1	Sivam	Mean	PKM 1	Sivam	Mean
Zinc levels (kg ha <sup>-1</sup> )															
T <sub>1</sub> :0	60.1	82.1	71.1	6.9	9.3	8.1	79.0	129.4	104.2	48.5	75.2	61.8	26.5	72.6	49.6
T <sub>2</sub> :25	66.8	87.2	77.0	8.7	10.2	9.5	85.4	135.6	110.5	55.4	79.3	67.4	28.8	79.0	53.9
T <sub>3</sub> :50	69.1	90.0	79.6	9.6	12.1	10.9	93.5	144.9	119.2	60.3	90.8	75.6	31.6	88.4	60.0
T <sub>4</sub> :75	72.3	92.6	82.4	10.1	13.3	11.7	98.1	148.7	123.4	63.2	95.0	79.1	33.7	92.8	63.3
Mean	67.1	87.9	-	8.8	11.2	-	89.0	139.6	-	56.8	85.1	-	30.2	83.2	-
Treatments	M	T	M×T	M	T	M×T	M	T	M×T	M	T	M×T	M	T	M×T
SED	1.7	2.4	3.4	0.22	0.32	0.45	1.33	1.88	2.66	1.10	1.55	2.19	0.62	0.88	1.25
CD (0.05)	3.6	5.1	NS	0.48	0.68	NS	2.86	4.04	NS	2.35	3.33	NS	1.34	1.90	NS

Dry matter production by the plant was significantly increased by factors such as varieties and zinc levels (Table 1). Among the cultivars, Sivam recorded significantly higher dry-matter production per plant (139.6 g plant<sup>-1</sup>) and lower PKM 1(89.0 g plant<sup>-1</sup>). Regarding the zinc levels, applying  $\text{ZnSO}_4$  at the rate of 75 kg ha<sup>-1</sup> recorded significantly higher dry-matter production per plant (123.4 g plant<sup>-1</sup>)

improve the quality of tomato fruit. Total soluble solids (3.37 %) and ascorbic acid (22.9 mg 100g<sup>-1</sup>) content were higher in the treatment receiving  $\text{ZnSO}_4$  at the rate of 75 kg ha<sup>-1</sup>. The lowest total soluble solids (3.2 %) and ascorbic acid (21.8 mg 100g<sup>-1</sup>) content were observed in the control. Zinc application is reported to enhance sugar accumulation

and modulate metabolic processes (40). Applying zinc in foxtail millet under salinity stress increased ascorbate levels (41).



**Fig. 1.** Effect of cultivars and zinc levels on quality attributes of tomato under salinity stress.

### Nutrient uptake

Both the cultivars were significantly different concerning nutrient uptake by crop (Table 2). Uptake of N ( $2.06 \text{ g plant}^{-1}$ ), P ( $0.55 \text{ g plant}^{-1}$ ), K ( $2.46 \text{ g plant}^{-1}$ ) and Zn ( $6.59 \text{ mg plant}^{-1}$ ) by crop was maximum in Sivam and minimum in PKM 1. Concerning the zinc levels, application of zinc sulphate at the rate of  $75 \text{ kg ha}^{-1}$  significantly recorded the higher uptake of N ( $1.85 \text{ g plant}^{-1}$ ), P ( $0.48 \text{ g plant}^{-1}$ ), K ( $2.28 \text{ g plant}^{-1}$ ) and Zn ( $6.93 \text{ mg plant}^{-1}$ ) by crop and  $\text{ZnSO}_4$  followed it at the rate of  $50 \text{ kg ha}^{-1}$ . The lowest uptake of N ( $1.45 \text{ g plant}^{-1}$ ), P ( $0.31 \text{ g plant}^{-1}$ ), K ( $1.66 \text{ g plant}^{-1}$ ) and Zn ( $3.0 \text{ mg plant}^{-1}$ ) by crop was recorded in control. The interaction between cultivars and levels of zinc application was significant for the uptake of Zn, but it was non-significant for the uptake of N, P and K. The maximum uptake of N ( $2.28 \text{ g plant}^{-1}$ ), P ( $0.67 \text{ g plant}^{-1}$ ), K ( $2.80 \text{ g plant}^{-1}$ ) and Zn ( $9.36 \text{ mg plant}^{-1}$ ) by crop was recorded in plot receiving Sivam +  $\text{ZnSO}_4$  at the rate of  $75 \text{ kg ha}^{-1}$  and minimum was in PKM 1 +  $\text{ZnSO}_4$  at the rate of  $0 \text{ kg ha}^{-1}$ .

**Table 2.** Effect of cultivars and zinc levels on nutrient uptake of tomato under salinity stress

Treatments	N ( $\text{g plant}^{-1}$ )			P ( $\text{g plant}^{-1}$ )			K ( $\text{g plant}^{-1}$ )			Zn ( $\text{mg plant}^{-1}$ )			Na ( $\text{g plant}^{-1}$ )		
Zinc levels ( $\text{kg ha}^{-1}$ )	PKM 1	Sivam	Mean	PKM 1	Sivam	Mean	PKM 1	Sivam	Mean	PKM 1	Sivam	Mean	PKM 1	Sivam	Mean
T <sub>1</sub> :0	1.07	1.82	1.45	0.17	0.45	0.31	1.22	2.10	1.66	1.98	4.02	3.00	0.64	1.09	0.86
T <sub>2</sub> :25	1.18	1.98	1.58	0.21	0.50	0.36	1.42	2.32	1.87	2.82	5.69	4.26	0.63	0.95	0.79
T <sub>3</sub> :50	1.34	2.16	1.75	0.27	0.60	0.43	1.60	2.64	2.12	3.55	7.28	5.42	0.61	0.86	0.73
T <sub>4</sub> :75	1.42	2.28	1.85	0.29	0.67	0.48	1.76	2.80	2.28	4.50	9.36	6.93	0.51	0.71	0.61
Mean	1.25	2.06	-	0.24	0.55	-	1.50	2.46	-	3.21	6.59	-	0.60	0.90	-
Treatments	M	T	M×T	M	T	M×T	M	T	M×T	M	T	M×T	M	T	M×T
SED	0.029	0.041	0.058	0.015	0.021	0.03	0.024	0.034	0.049	0.10	0.14	0.20	0.019	0.027	0.038
CD (0.05)	0.062	0.088	NS	0.033	0.046	NS	0.052	0.074	NS	0.22	0.31	0.43	0.041	0.058	0.082

Concerning Na, Sivam recorded a significantly higher uptake of Na ( $0.90 \text{ g plant}^{-1}$ ) by the crop and lower in PKM 1 ( $0.60 \text{ g plant}^{-1}$ ) (Table 2). The plant's uptake of sodium decreased with increasing zinc levels. Among the treatments, the uptake of Na by the plant was significantly lower ( $0.61 \text{ g plant}^{-1}$ ) in the treatment plot receiving the appli-

cation of  $\text{ZnSO}_4$  at the rate of  $75 \text{ kg ha}^{-1}$  and higher ( $0.86 \text{ g plant}^{-1}$ ) in the control. The reduced uptake of sodium under salinity due to zinc application might be due to a reduction in the activity of plasma membrane-bound nicotinamide adenine dinucleotide phosphate (NADPH) oxidase-producing reactive oxygen species. Zinc application significantly increases the stability of root membranes, alters their ion selectivity and controls sodium uptake under salinity stress (45).

Similar results of increased P, K, and Zn uptake. Foliar application of zinc in paddy under salinity in hydroponics showed increased zinc accumulation in shoots (43). In Rosemary, the application of zinc reduced the sodium accumulation and increased potassium sodium ratio and there was also increased uptake of zinc. Zinc application enhanced the salinity tolerance due to flavonoid production and improved osmotic adjustment. Exogenous application of zinc increases the macro and micro-nutrient content in leaves (44). The decrease in sodium content and concomitant increase in potassium in the plants improve the ionic balance and the performance of maize. Zinc nutrition effectively decreases Na accumulation and improves the K/Na ratio of plants under salinity (45).

### Available nutrients

The available nutrient status of the soil was significantly influenced by cultivars and zinc application (Table 3). Among the cultivars, PKM 1 recorded the maximum available N ( $259 \text{ kg ha}^{-1}$ ), P ( $12.5 \text{ kg ha}^{-1}$ ), K ( $189 \text{ kg ha}^{-1}$ ) and Zn ( $1.05 \text{ mg kg}^{-1}$ ) content and the minimum was recorded in Sivam. Both the cultivars were significantly different from each other. Regarding the zinc levels, available N, P, K and Zn content showed an increasing trend with increasing zinc levels. Among the different levels of zinc, application of  $\text{ZnSO}_4$  at the rate of  $75 \text{ kg ha}^{-1}$  significantly recorded the higher available N ( $262 \text{ kg ha}^{-1}$ ), P ( $13.2 \text{ kg ha}^{-1}$ ), K ( $198 \text{ kg ha}^{-1}$ ) and Zn ( $1.12 \text{ mg kg}^{-1}$ ) content of the soil. The available N, P, K and Zn content was minimally controlled. Interaction

between the cultivars and levels of zinc application was non-significant. Among the treatments, plots receiving PKM 1 +  $\text{ZnSO}_4$  at the rate of  $75 \text{ kg ha}^{-1}$  recorded the higher N ( $267 \text{ kg ha}^{-1}$ ), P ( $13.6 \text{ kg ha}^{-1}$ ), K ( $205 \text{ kg ha}^{-1}$ ) and Zn ( $1.17 \text{ mg kg}^{-1}$ ) whereas lower N, P, K and Zn content was recorded in Sivam +  $\text{ZnSO}_4$  at the rate of  $0 \text{ kg ha}^{-1}$ .



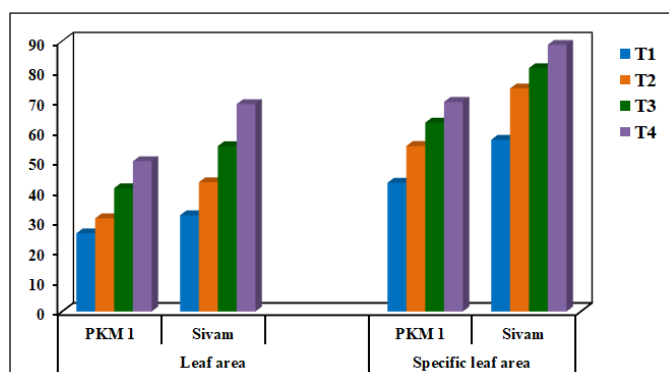
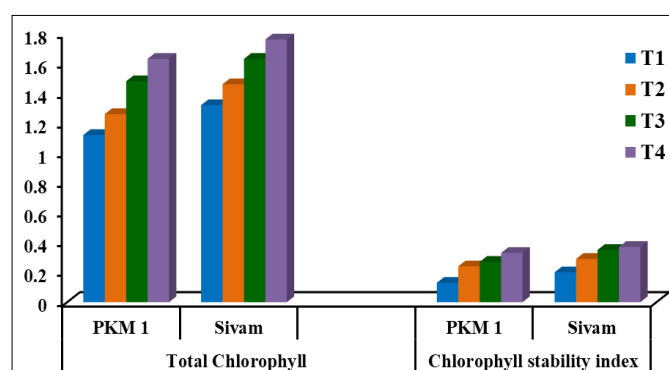
**Table 3.** Effect of cultivars and zinc levels on post-harvest available nutrient status of soil in tomato under salinity stress

Treat-ments	N (kg ha <sup>-1</sup> )			P (kg ha <sup>-1</sup> )			K (kg ha <sup>-1</sup> )			Zn (mg kg <sup>-1</sup> )			Na (mg kg <sup>-1</sup> )		
Zinc levels (kg ha <sup>-1</sup> )	PKM 1	Sivam	Mean	PKM 1	Sivam	Mean	PKM 1	Sivam	Mean	PKM 1	Sivam	Mean	PKM 1	Sivam	Mean
T <sub>1</sub> :0	251	238	245	11.6	10.8	11.2	174	158	166	0.92	0.75	0.84	63.2	57.6	60.4
T <sub>2</sub> : 25	254	244	249	12.1	11.5	11.8	185	171	178	0.98	0.82	0.90	58.5	54.3	56.4
T <sub>3</sub> :50	262	248	255	12.8	12.3	12.5	193	180	186	1.11	0.93	1.02	52.1	50.7	51.4
T <sub>4</sub> : 75	267	257	262	13.6	12.8	13.2	205	192	198	1.17	1.07	1.12	50.4	47.1	48.8
Mean	259	247	-	12.5	11.9	-	189	175	-	1.05	0.89	-	56.1	52.5	-
Treatments	M	S	M×S	M	S	M×S	M	S	M×S	M	S	M×S	M	S	M×S
SED	2.17	3.07	4.35	0.24	0.34	0.48	2.41	3.40	4.83	0.02	0.03	0.04	0.88	1.24	1.75
CD (0.05)	4.67	6.59	NS	0.52	0.73	NS	5.18	7.32	NS	0.04	0.06	NS	1.88	2.66	NS

The availability of Na was decreased with the application of zinc. The treatment receiving ZnSO<sub>4</sub> at the rate of 75 kg ha<sup>-1</sup> recorded the minimum available Na (48.8 mg kg<sup>-1</sup>) and maximum in the treatment without zinc application (60.4 mg kg<sup>-1</sup>). Similar findings were reported in canola (46).

### Physiological parameters

The increasing dose of zinc showed a synergistic effect on the leaf area, specific leaf area and total chlorophyll content (Fig. 2-3). Among the cultivars, Sivam recorded the higher leaf area (48.7 cm<sup>2</sup>), specific leaf area (66.0 cm<sup>2</sup> g

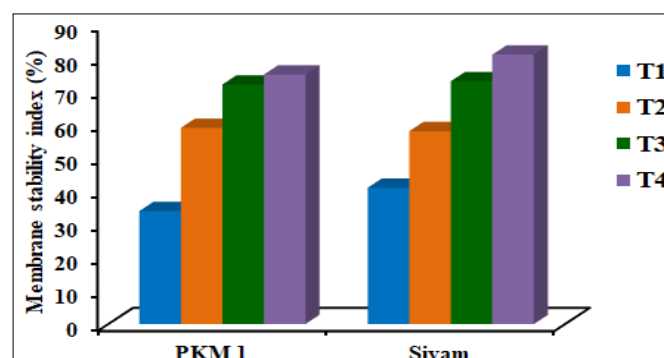
**Fig. 2.** Effect of cultivars and zinc levels on leaf area (cm<sup>2</sup>) and specific leaf area (cm<sup>2</sup> g<sup>-1</sup>) of tomato under salinity stress.**Fig. 3.** Effect of cultivars and zinc levels on total chlorophyll content (mg g<sup>-1</sup>) and chlorophyll stability index of tomato under salinity stress.

<sup>-1</sup>) and total chlorophyll content (1.5mg g<sup>-1</sup>). Application of ZnSO<sub>4</sub> at the rate of 75 kg ha<sup>-1</sup> significantly recorded the higher leaf area (57.5 cm<sup>2</sup>), specific leaf area (72.7 cm<sup>2</sup>g<sup>-1</sup>) and chlorophyll content (1.65 mg g<sup>-1</sup>) and lower in control. Among the treatment combinations, plots receiving Sivam

+ ZnSO<sub>4</sub> at the rate of 75 kg ha<sup>-1</sup> recorded the higher leaf area (67.0 cm<sup>2</sup>), specific leaf area (84.4 cm<sup>2</sup>g<sup>-1</sup>) and chlorophyll content (1.72 mg g<sup>-1</sup>). Under salinity stress, the reduction in leaf area and photosynthetic activity are the primary reasons behind the decrease in productivity of crop plants. The application of zinc had a positive effect on the leaf area and chlorophyll content, which, in turn, increased the plant's photosynthetic efficiency. Comparable results were presented by various workers on increased leaf area, leaf area index and leaf chlorophyll contents in various crops by application of zinc to manage salinity stress (47). The increase in chlorophyll content may be due to increased chlorophyll biosynthesis and protection from damage under salt stress (3). Also, zinc is involved in the regulation of magnesium transport, and it may have contributed to the increase in chlorophyll content (42).

The chlorophyll stability index was increased by the application of zinc in the present study (Fig.3). Among the zinc levels, the application of ZnSO<sub>4</sub> at the rate of 75 kg ha<sup>-1</sup> significantly recorded the higher chlorophyll stability index (0.35) and lower (0.16) in control. Zinc application mitigated the negative effect of salt stress by increasing the chlorophyll stability index. The chlorophyll stability index was improved in rice under salinity with the application of zinc, possibly due to its protective role during salinity stress (48). Similar results of an increase in chlorophyll stability index on the application of zinc in prosomillet were reported (16).

Concerning the membrane stability index, the tomato cultivar Sivam recorded higher (63.2 %) and lower in PKM 1 (60.0 %) (Fig. 4). Membrane stability index was

**Fig. 4.** Effect of cultivars and zinc levels on membrane stability index (%) of tomato under salinity stress.

found to be less in plants without zinc application (37.5 %) compared to the plants applied with zinc sulphate at the rate of 75 kg ha<sup>-1</sup> (78.0 %). Applying zinc under salinity stress improved the membrane stability index in tomato cultures compared to the control (3). This may be due to the prevention of membranes from oxidative damage. Zinc induces stress tolerance by reducing NADPH oxidase (14). Another possibility of increased stress tolerance by zinc application is reduced sodium uptake, which affects cell membranes' structural integrity and permeability (35).

### Biochemical characteristics

The effects of treatments on the biochemical characteristics of tomatoes are presented in Fig. 5. Application of zinc significantly increased the catalase and super oxidase dismutase enzyme activities in both cultivars under salinity stress. Among the zinc levels, applying ZnSO<sub>4</sub> at the rate of 75 kg ha<sup>-1</sup> significantly recorded the higher catalase (74.2 μmols of H<sub>2</sub>O<sub>2</sub> min<sup>-1</sup> g<sup>-1</sup>) and super oxidase dismutase (29.9 U g<sup>-1</sup>) activities and lower control. Zinc is a co-factor and vital component of antioxidant enzymes such as superoxide dismutase and catalase in detoxifying reactive oxygen species that damage the membrane integrity. The application of zinc did not influence proline content. The maximum proline content was observed in the control (38.5 mg g<sup>-1</sup>) and the minimum in the treatment receiving ZnSO<sub>4</sub> at the rate of 75 kg ha<sup>-1</sup> (31.4 mg g<sup>-1</sup>). This is comparable with the results in prosomillet (16). Similar results of reduction in proline content on application of zinc due to the increased activities of peroxidase, superoxidase dismutase and catalase enzymes in tomatoes were reported (3).

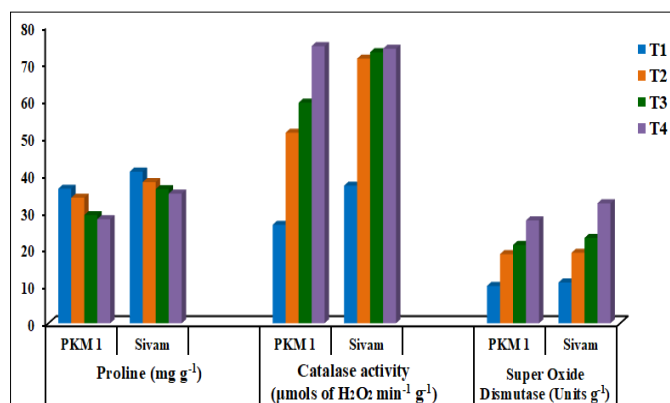


Fig. 5. Effect of cultivars and zinc levels on biochemical characteristics of tomato under salinity stress.

### Heat map

The correlation of the application of zinc sulphate with the growth, physiological and biochemical characteristics of both cultivars was presented in Fig. 6. The growth and yield parameters showed positive effects with an increase in the application of zinc sulphate. Though there is an increase in the total chlorophyll content, the correlation was not significant in the heat map. Proline content had no difference with the application of zinc sulphate. Both sodium content in plants and its uptake showed a severe negative correlation with zinc application. This is following the positive effects of zinc in reducing salinity stress.

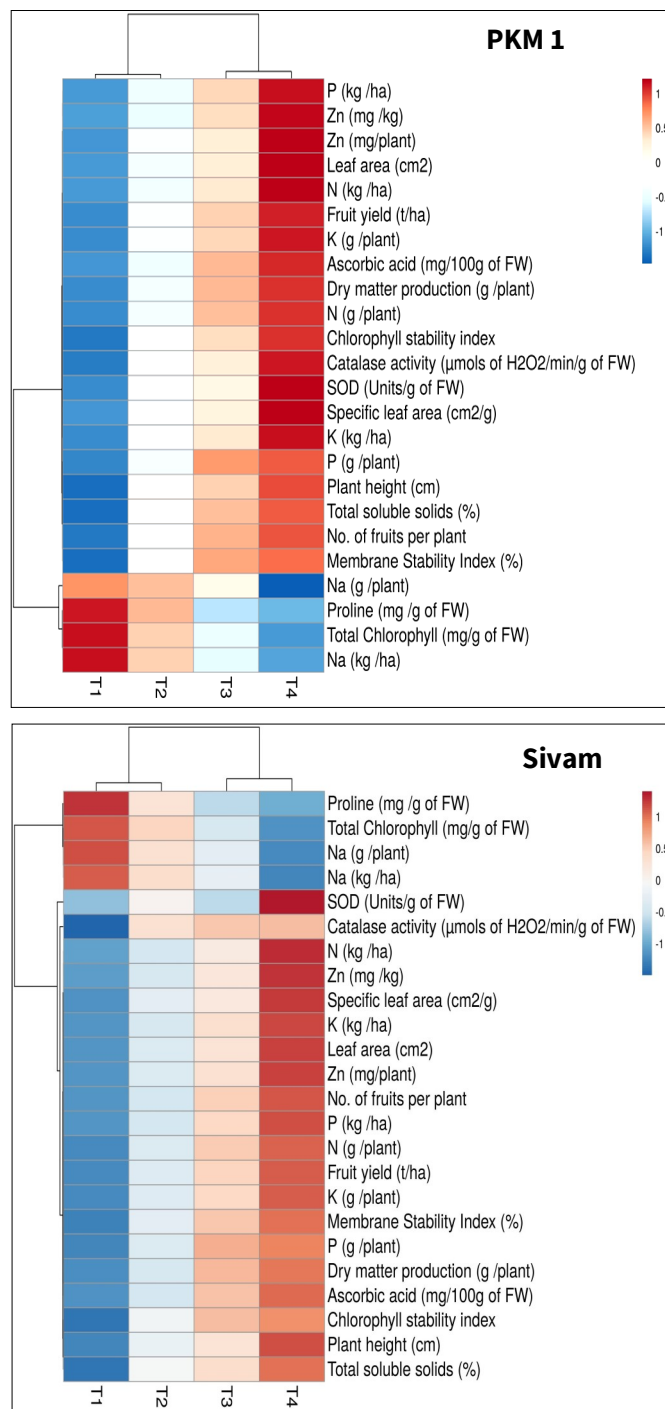


Fig. 6. Heatmap analysis based on the correlation matrix (spearman's) of the variables measured in the salinity-stressed tomato cultivars.

### Conclusion

Based on the present study, both Tomato cultivars responded well to zinc application under salinity stress. Zinc application increases plant height, dry matter, yield, membrane integrity, nutrient uptake, and availability, except for sodium. The antioxidant enzyme activities were also enhanced, and physiological and morphological attributes were improved with the application of zinc under salinity stress. Hence, the application of zinc may be recommended as an effective management strategy for alleviating salinity stress in tomatoes. Further studies are needed to optimize the dose and method of zinc application for various crops under various climatic and soil conditions.

## Acknowledgements

The authors acknowledge the Tamil Nadu Agricultural University for providing financial support for conducting the research.

## Authors' contributions

MS carried out the field experiment, recorded data, and wrote drafts. KI contributed to sample analysis and manuscript writing. MD helped conduct the field experiment and implement the treatments. RP performed the statistical analysis of data. AA helped analyze soil and plant samples. CB contributed to editing the manuscript. MAV helped edit and revise the manuscript. All authors read and approved the final manuscript.

## Compliance with ethical standards

**Conflict of interest:** Authors do not have any conflict of interests to declare.

**Ethical issues:** None

## References

- ICAR- Central Soil Salinity Research Institute. Extent and distribution of salt-affected soils in India [internet]. Karnal: CSSRI; 2024 [cited 2024 Sept 18]. <https://cssri.res.in/extent-and-distribution-of-salt-affected-soils-in-india/>
- Sharma DK, Singh A. Salinity research in India-achievements, challenges and future prospects. *Water Energy Int.* 2015;58(6):35–45.
- Ali M, Kamran M, Abbasi GH, Saleem MH, Ahmad S, Parveen A, et al. Melatonin-induced salinity tolerance by ameliorating osmotic and oxidative stress in the seedlings of two tomato (*Solanum lycopersicum* L.) cultivars. *J Plant Growth Regul.* 2021;40:2236–48. <https://doi.org/10.1007/s00344-020-10273-3>
- Alzahib RH, Migdadi HM, Al Ghamdi AA, Alwahibi MS, Ibrahim AA, Al-Selwey WA. Assessment of morpho-physiological, biochemical and antioxidant responses of tomato landraces to salinity stress. *Plants.* 2021;10(4):696. <https://doi.org/10.3390/plants10040696>
- Moles TM, Pompeiano A, Reyes HT, Scartazza A, Guglielminetti L. The efficient physiological strategy of a tomato landrace in response to short-term salinity stress. *Plant Physiol Biochem.* 2016;109:262–72. <https://doi.org/10.1016/j.plaphy.2016.10.008>
- De Pascale S, Orsini F, Caputo R, Palermo MA, Barbieri G, Maggio A. Seasonal and multiannual effects of salinization on tomato yield and fruit quality. *Funct Plant Biol.* 2012;39(8):689–98. <https://doi.org/10.1071/fp12152>
- Costan A, Stamatakis A, Chrysargyris A, Petropoulos SA, Tzortzakis N. Interactive effects of salinity and silicon application on *Solanum lycopersicum* growth, physiology and shelf-life of fruit produced hydroponically. *J Sci Food Agric.* 2020;100:732–43. <https://doi.org/10.1002/jsfa.10076>
- Liu FY, Li KT, Yang WJ. Differential responses to short-term salinity stress of heat-tolerant cherry tomato cultivars grown at high temperatures. *Hortic Environ Biotechnol.* 2014;55:79–90. <https://doi.org/10.1007/s13580-014-0127-1>
- Alam MS, Tester M, Fiene G, Mousa MAA. Early growth stage characterization and the biochemical responses for salinity stress in tomato. *Plants.* 2021;10(4):712. <https://doi.org/10.3390/plants10040712>
- Bacha H, Tekaya M, Drine S, Guasmi F, Touil L, Enneb H, et al. Impact of salt stress on morpho-physiological and biochemical parameters of *Solanum lycopersicum* cv. Microtom leaves. *South Afr J Bot.* 2017;108:364–69. <https://doi.org/10.1016/j.sajb.2016.08.018>
- Chaichi MR, Keshavarz-Afshar R, Lu B, Rostamza M. Growth and nutrient uptake of tomato in response to application of saline water, biological fertilizer and surfactant. *J Plant Nutr.* 2017;40(4):457–66. <https://doi.org/10.1080/01904167.2016.1246567>
- Ntanasi T, Karavidas I, Zioviris G, Ziogas I, Karaolani M, Fortis D, et al. Assessment of growth, yield and nutrient uptake of Mediterranean tomato landraces in response to salinity stress. *Plants.* 2023;12:3551. <https://doi.org/10.3390/plants12203551>
- Rosca M, Mihalache G, Stoleru V. Tomato responses to salinity stress: From morphological traits to genetic changes. *Front Plant Sci.* 2023;14:1118383. <https://doi.org/10.3389/fpls.2023.1118383>
- Aktas H, Abak K, Ozturk L, Cakmak I. The effect of zinc on growth and shoot concentrations of sodium and potassium in pepper plants under salinity stress. *Turkish J Agric For.* 2006;30:407–12. <https://doi.org/10.3906/tar-0609-2>
- Nadeem F, Azhar M, Anwar-ul-Haq M, Sabir M, Samreen T, Tufail A, et al. Comparative response of two rice (*Oryza sativa* L.) cultivars to applied zinc and manganese for mitigation of salt stress. *J Soil Sci Plant Nutr.* 2020;20:2059–72. <https://doi.org/10.1007/s42729-020-00275-1>
- Mushtaq NU, Alghamdi KM, Saleem S, Tahir I, Bahieldin A, Henrissat B, et al. Exogenous zinc mitigates salinity stress by stimulating proline metabolism in proso millet (*Panicum miliaceum* L.). *Front Plant Sci.* 2023;14:1053869. <https://doi.org/10.3389/fpls.2023.1053869>
- Tufail A, Li H, Naeem A, Li T. Leaf cell membrane stability-based mechanisms of zinc nutrition in mitigating salinity stress in rice. *Plant Biol.* 2018;20(2):338–45. <https://doi.org/10.1111/plb.12665>
- Wei C, Jiao Q, Agathokleous E, Liu H, Li G, Zhang J, et al. Hormetic effects of zinc on growth and antioxidant defense system of wheat plants. *Sci Total Environ.* 2022;807:150992. <https://doi.org/10.1016/j.scitotenv.2021.150992>
- Hassan UM, Aamer M, Chattha UM, Haiying T, Shahzad B, Barbanti L, et al. The critical role of zinc in plants facing the drought stress. *Agri.* 2020;10(9):396. <https://doi.org/10.3390/agriculture10090396>
- Jackson ML. Soil chemical analysis. New Delhi: Prentice Hall of India Private Limited; 1973.
- Subbiah BV, Asija GL. A rapid procedure for the estimation of available nitrogen in soil. *Curr Sci.* 1956;25:259–60.
- Olsen SR, Cole CV, Watanable FS, Dean LA. Estimation of available phosphorus in soils by extraction with sodium carbonate. *Circular USDA.* 1954;939:1–22
- Stanford S, English L. Use of flame photometer in rapid soil tests of potassium and calcium. *Agron J.* 1949;41:446–47. <https://doi.org/10.2134/agronj1949.00021962004100090012x>
- Lindsay WL, Norvell WA. Development of DTPA soil test for zinc, iron, manganese and copper. *Soil Sci Soc Am J.* 1978;42:421–28. <https://doi.org/10.2136/sssaj1978.03615995004200030009x>
- Montero FJ, De Juan JA, Cuesta A, Brasa A. Non-destructive method to estimate leaf area in *Vitis vinifera* L. *Hort Sci.* 2000;35:396–98. <https://doi.org/10.21273/HORTSCI.35.4.696>
- Arnon DI. Copper enzymes in isolated chloroplasts. Polyphenol oxidase in *Beta vulgaris*. *Plant Physiol.* 1949;24:1. <https://doi.org/10.1104/pp.24.1.1>
- Murthy KS, Majumdar. Modification of technique for determination of chlorophyll stability index in relation to studies of drought resistance in rice. *Curr Sci.* 1962;31:470–71.

28. Sairam RK, Srivastava GC, Agarwal S, Meena RC. Differences in antioxidant activity in response to salinity stress in tolerant and susceptible wheat genotypes. *Biol Plant*. 2005;49: 85–91. <https://doi.org/10.1007/s10535-005-5091-2>
29. Chandlee JM, Scandalios JG. Analysis of variants affecting the catalase developmental program in maize scutellum. *Theoret App Gene*. 1984;69(1):71–77. <https://doi.org/10.1007/BF00262543>
30. Marklund S, Marklund G. Involvement of the superoxide anion radical in the autoxidation of pyrogallol and a convenient assay for superoxide dismutase. *Eur J Biochem*. 1974;47: 469–74. <https://doi.org/10.1111/j.1432-1033.1974.tb03714.x>
31. Bates LS, Waldren RP, Teare ID. Rapid determination of free proline for water-stress studies. *Plant Soil*. 1973;39(1):205–07. <https://doi.org/10.1007/BF00018060>
32. AOAC. Official methods of analysis of analytical chemists. Washington: Association of the Official Analytical Chemists; 1980.
33. Gomez KA, Gomez AA. Statistical procedures for agricultural research. New York: John Wiley and Sons; 1984.
34. Daneshbakhsh B, Khoshgoftarmanesh AH, Shariatmadari H, Cakmak I. Phytosiderophore release by wheat genotypes differing in zinc deficiency tolerance grown with Zn-free nutrient solution as affected by salinity. *J Plant Physiol*. 2013;170(1):41–46. <https://doi.org/10.1016/j.jplph.2012.08.016>
35. Saleh J, Maftoun M, Safarzadeh S, Gholami A. Growth, mineral composition and biochemical changes of broad bean as affected by sodium chloride and zinc levels and sources. *Commun Soil Sci Plant Anal*. 2009;40:3046–60. <https://doi.org/10.1080/00103620903261619>
36. Tolay I. The impact of different Zinc (Zn) levels on growth and nutrient uptake of basil (*Ocimum basilicum* L.) grown under salinity stress. *PLoS ONE*. 2021;16(2):e0246493. <https://doi.org/10.1371/journal.pone.0246493>
37. Vidhya D, Indhumathi K, Gurusamy K, Paramaguru P, Geethanjali S. Assessment of genetic variability for growth and yield traits of curry leaf (*Murraya koenigii* L. Sperg) under sodic soil. *Biol Forum*. 2022;14(2):912–16.
38. Mansour E, Moustafa ES, Desoky ESM, Ali MM, Yasin MA, Attia A, et al. Multidimensional evaluation for detecting salt tolerance of bread wheat genotypes under actual saline field growing conditions. *Plants*. 2020;9:1324. <https://doi.org/10.3390/plants9101324>
39. Mahmoud ESA, Hassanin MA, Borham TI, Emara EIR. Tolerance of some sugar beet varieties to water stress. *Agric Water Manag*. 2018;201:144–51. <https://doi.org/10.1016/j.agwat.2018.01.024>
40. Al-Harbi HFA, Abdelhaliem E, Araf NM. Modulatory effect of zinc oxide nanoparticles on gamma radiation-induced genotoxicity in *Vicia faba* (Fabaceae). *Gen Mol Res*. 2019;18(1):18232. <https://doi.org/10.4238/gmr18232>
41. Saleem S, Mushtaq N, Tahir I, UlRehman R. Zinc mediated modulation of the ascorbate-glutathione cycle for salinity stress mitigation in foxtail millet (*Setaria italica* L.). *J Soil Sci Plant Nutr*. 2023;23:5718–39. <https://doi.org/10.1007/s42729-023-01436-8>
42. Weisany W, Sohrabi Y, Heidari G, Siosemardeh A, Badakhshan H. Effects of zinc application on growth, absorption and distribution of mineral nutrients under salinity stress in soybean (*Glycine max* L.). *J Plant Nutr*. 2014;37(14):2255–69. <https://doi.org/10.1080/01904167.2014.920386>
43. Moradi S, Jahanban L. Salinity stress alleviation by Zn as soil and foliar applications in two rice cultivars. *Commun Soil Sci Plant Anal*. 2018;49(20):2517–26. <https://doi.org/10.1080/00103624.2018.1526941>
44. Iqbal MN, Rasheed R, Ashraf MY, Ashraf MA, Hussain I. Exogenously applied zinc and copper mitigate salinity effect in maize (*Zea mays* L.) by improving key physiological and biochemical attributes. *Environ Sci Pollut Res*. 2018;25:23883–96. <https://doi.org/10.1007/s11356-018-2383-6>
45. Shao J, Tang W, Huang K, Ding C, Wang H, Zhang W, et al. How does zinc improve salinity tolerance? Mechanisms and future prospects. *Plants*. 2023;12(18):3207. <https://doi.org/10.3390/plants12183207>
46. Bybordi A. Zinc, nitrogen and salinity interaction on agronomic traits and some qualitative characteristic of canola. *Afr J Biotechnol*. 2011;10(74):16813–25. <https://doi.org/10.5897/AJB11.2386>
47. Rai KP, Jajoo A. Priming with zinc oxide nanoparticles improve germination and photosynthetic performance in wheat. *Plant Physiol Biochem*. 2021;160:341–51. <https://doi.org/10.1016/j.plaphy.2021.01.032>
48. Singh A, Sengar RS, Rajput VD, Agrawal S, Ghazaryan K, Minkina T, et al. Impact of zinc oxide nanoparticles on seed germination characteristics in rice (*Oryza sativa* L.) under salinity stress. *J Ecol Eng*. 2023;24(10):142–56. <https://doi.org/10.12911/22998993/169142>